

SOUTH CAROLINA CHILDREN'S

# FOSTER CARE REVIEW BOARD

2010-2011

ANNUAL REPORT AND  
RECOMMENDATIONS



EXPEDITING PERMANENCY

# EXECUTIVE SUMMARY

---



On behalf of the State Board of Directors, I am pleased to present this report of the activities and accomplishments of the 42 local Foster Care Review Boards during fiscal year 2010-2011. The information provided in this report clearly captures the importance of independent review and the value of committed volunteers.

The State Board, staff and local review board volunteers are especially grateful to members of the South Carolina General Assembly for the passage of Senate Bill 1172 in 2010. These substantial revisions aimed at reshaping day-to-day practice in child abuse and neglect cases also provide valuable tools for expediting permanence.

In our adult world weeks, months and years seem to fly by. But to children in foster care, who are waiting to return home or to be adopted, time moves at a snail's pace. Those passing days, weeks, months and years are their childhoods, their futures. The ticking clock is the gauge which can no longer be ignored, if we are serious about timely permanent homes for our children in foster care.

The Foster Care Review Board looks forward to continued efforts with our community partners to promote safe, permanent homes for children in foster care. As we go forth, may we all remain mindful and attentive to the urgent ticking of the clock.

*Martha "Sissy" Brock*

Sissy Brock  
Chairperson, State Board of Directors

# 2010 SNAPSHOT



## STATS AT-A-GLANCE

- 3,171 CHILDREN ENTERED FOSTER CARE
- 24% CHILDREN RE-ENTERED FOSTER CARE
- 3,563 CHILDREN LEFT FOSTER CARE
- 39% OF CHILDREN REVIEWED RETURNED HOME
- 27% OF CHILDREN REVIEWED ADOPTED

## 2010 REVIEWS

- 8,130 REVIEWS HELD
- 4,986 CHILDREN REVIEWED
- 434 REVIEW BOARD MEETINGS
- 1,514 FIRST REVIEWS
- 98% COMPLETED TIMELY

## AREAS OF CONCERN

- 41% CASE PLAN BARRIERS
- 23% AGENCY POLICY VIOLATIONS
- 15% LEGAL BARRIERS
- 6% LEGAL HEARINGS NOT HELD
- 9% LEGAL HEARINGS NOT HELD TIMELY
- 6% ADOPTION SERVICE DELAYS

## CHILDREN IN FOSTER CARE 17 MONTHS OR LONGER

- 2,096 CHILDREN
- 39% LEGALLY FREE FOR ADOPTION
- 35% AGE 10 OR OLDER

## SC HEART GALLERY

- 102,773 WEBSITE VISITORS
- 1,577 INQUIRIES
- 172 EVENTS
- 102 CHILDREN PHOTOGRAPHED
- 36 CHILDREN MATCHED

## PEOPLE POWER

- 170 VOLUNTEERS
- 10,059 CASE REVIEW HOURS
- 14,928 VOLUNTEER HOURS
- 33 SERVICE PROJECTS

## REVIEW BOARD OF THE YEAR 2010

- REVIEW BOARD 6A

## REVIEW BOARD MEMBERS OF THE YEAR 2010

- BRENDA LIPE, REVIEW BOARD 13B
- HEATHER PURTLE, REVIEW BOARD 13D

Data contained in this Annual Report represents children reported by the South Carolina Department of Social Services, who remain in foster care at least four consecutive months and are reviewed by the South Carolina Children's Foster Care Review Board.



# PROGRAM DESCRIPTION

---

In order for a state social service system to receive federal matching funds for its foster care program, the state must have a “case review system.” Federal law defines a case review system as a procedure for assuring that (1) each child has a case plan and (2) the status of each child is reviewed at least every six months by either a court or an administrative review. In South Carolina, the Children’s Foster Care Review Board is the state agency statutorily charged with providing the federally mandated case review system.

At case reviews Review Board members, who are community volunteers nominated by their local legislative delegation and appointed by the Governor, gather information from and meet with the Department of Social Services’ Case Manager, parents/legal guardians, Guardian ad Litem, child (10 or older), foster parents, and any interested party (e.g. counselor, teacher). The Review Board determines the progress being made toward returning the child to his or her parents, or if that is not possible, whether DSS is making maximum efforts toward adoption. The Board then meets privately to discuss case-specific information and to formulate its recommendation. The Board presents its recommendation and any areas of concern to the persons who attended the review.

Review Board coordinators, who are employees of the Foster Care Review Board, directly support each of the 42, five-member Review Boards by preparing information prior to the review, documenting information at the review, and producing the Boards’ recommendation after the review. The Board’s recommendation is sent to the Family Court, DSS, and the Guardian ad Litem. Once a child’s case is reviewed, Review Board members and staff advocate to address case-specific concerns that create barriers to permanency for a particular child. In addition to that, the data collected at reviews is compiled and utilized to identify trends within the system that unnecessarily delay returning children home or delay adoptions for those children who cannot return home. Having an independent entity collect and review this information is a critical check and balance to ensure the safety and well-being of some of South Carolina’s most vulnerable children.

---

## VISION

South Carolina will make child well-being a top priority by assuring safe, permanent families for all children in foster care.

## MISSION

The mission of the South Carolina Children's Foster Care Review Board is to provide external accountability for the foster care system and to advocate on behalf of children in foster care.

# FOSTER CARE LEGAL FRAMEWORK



# RECOMMENDATION

---



The South Carolina Children’s Foster Care Review Board is supported by a seven-member State Board of Directors. The State Board meets quarterly and is responsible for reviewing and coordinating the activities of local review boards and making recommendations in an Annual Report to the Governor and General Assembly. The seven members are appointed by the Governor and confirmed by the Senate.

Each year, the State Board of Directors for the Children’s Foster Care Review Board makes recommendations to the Governor and the General Assembly regarding policies, procedures and systemic deficiencies impacting children in foster care.

This year, the State Board recommends that stakeholders in the child welfare system fully utilize the statutory changes in Senate Bill 1172 to prevent children from lingering in foster care and to expedite and increase adoptions in South Carolina. The following are some highlights of the changes.

## SENATE BILL 1172

- A parent should not be given more than one year to complete the placement plan unless that parent has demonstrated “due diligence” and a commitment to correcting the conditions warranting the removal.
- A parent must actually remedy the condition(s) that caused the removal, instead of merely completing or substantially completing treatment objectives of a placement plan, before a child is returned to the home.
- Adoption can be expedited for children who have been victims of severe abuse and neglect by foregoing reasonable efforts at reunification, which simply means not offering treatment services to a parent.
- The Department of Social Services must file for termination of parental rights at the merits hearing if evidence shows aggravated circumstances, such as severe and/or repeated abuse and/or neglect, sexual abuse, torture or abandonment, unless there are compelling reasons that is not in the child’s best interest.

# 2010 ACCOMPLISHMENTS



## PEOPLE POWER

It has been said that an organization is only as good at its people. How true! That is especially true at the Foster Care Review Board where our 170 volunteers are our biggest asset. Review board volunteers give freely of their time, talents and resources, and utilize their connections within their communities to promote timely permanent homes for children and strengthen the foster care system. Being keenly aware of the ticking of the clock, local review board members collectively maintain a sense of urgency for each child reviewed.

*"It is easy to  
make a buck.  
It's a lot  
tougher to make  
a difference."  
Tom Brokaw*

## 14,928 VOLUNTEER HOURS

During calendar year 2010, local review board members from 42 local review boards demonstrated their commitment in the following ways:

- **10,059** hours were spent reviewing the cases of children in foster care.
- **33** local review boards adopted and completed service projects to support children in foster care and the foster care system.
- **31** local review boards routinely participated in meetings with community partners to discuss systemic trends and issues impacting children in foster care.
- **23** local review boards sent quarterly reports to their local legislative delegations outlining local review board activities and issues impacting safety and permanency for children in foster care.
- **14** local review boards formally presented the Foster Care Review Board's Annual Report to their legislative delegation.
- **12** local review boards participated and assisted at one of the four Heart Gallery Photo Shoots.
- **6** local review boards hosted receptions for Heart Gallery exhibits.
- **131** court hearings were attended by the Foster Care Review Board attorneys upon referral by local review boards.





# SUMMARY OF REVIEWS

**8,130**

The Review Board tracks and monitors ongoing, comparative data related to children in foster care in order to gain a better understanding of the trends impacting the system, as well as future implications related to each child reviewed by local review boards.

The following sections provide information from data collected from the Department of Social Services, as well as from child-specific reviews by local review boards.

During calendar year 2010, local review boards held 434 local review board meetings, completing 8,130 case reviews for 4,986 children in foster care. These numbers represent a slight decrease over previous years.

Data regarding entry into foster care for 3,171 children was received from the Department of Social Services (DSS) and entered in the Review Board data management system during calendar year 2010. Twenty-four percent of these (24%), or 751, children had a previous entry into foster care. Local review boards held first reviews for 1,514 children, and 1,657 children left foster care prior to a case review.

INDICATOR	2006	2007	2008	2009	2010
CHILDREN REVIEWED	4,976	5,347	5,384	5,424	4,986
REVIEWS HELD	8,464	8,981	9,068	8,961	8,130
REVIEW BOARD MEETINGS	436	464	465	450	434
REVIEWS COMPLETED TIMELY	97%	97%	96%	97%	98%
CHILDREN ENTERING FOSTER CARE AND REVIEWED	1,917	2,212	1,222	1,248	1,514
CHILDREN RE-ENTERING FOSTER CARE AND REVIEWED	471	566	499	504	558
CHILDREN LEAVING FOSTER CARE AND REVIEWED	1,679	1,797	1,977	1,964	2,175

*"We must have a place where children can have a whole group of adults they can trust."*

Margaret Mead (1901 - 1978)





# AREAS OF CONCERN

**12,153**

The monthly review process allows local review boards to identify system concerns that are barriers to permanence for children in foster care. These system deficiencies, or Areas of Concern, are defined as violations of law or policy. In 2010, local review boards identified 12,153 areas of concern.

No timely merits hearing was the most frequently noted legal concern in 2010 (841), followed by a lack of timely permanency planning hearings (838). The most frequently identified program area of concern, inappropriate and incomplete case planning, accounted for 33% (3,955) of all Areas of Concern. Deficiencies in case planning create a significant barrier to permanence for children in foster care.

AREAS OF CONCERN DEFINITIONS	
MAJOR GROUP HEADING	AREA OF CONCERN
<b>Required Hearings not Held</b>	The permanency planning hearing has not been held.
	The removal hearing has not been held or completed.
<b>Required Hearings not Held Timely</b>	The permanency planning hearing was not completed within the statutory timeframe.
	The removal hearing was not completed within the statutory timeframe.
	The termination of parental rights hearing was not held within the timeframe required by statute.
<b>Legal Barriers</b>	This child did not receive a timely foster care review as required by statute because the entry of the child into foster care was not reported timely to the Review Board, or the caseworker was either not available or not prepared to present to the Review Board.
	The agency has not complied with one or more orders of the Family Court.
	A Guardian ad Litem is not appointed for this child as required by statute.
	The agency did not seek to forego reasonable efforts to preserve or reunify the family, as required by statute.
	The complaint for termination of parental rights was not filed pursuant to statutory requirements.

# AREAS OF CONCERN



AREAS OF CONCERN DEFINITIONS	
MAJOR GROUP HEADING	AREA OF CONCERN
<b>Case Plan Barriers</b>	Based on documentation provided, the placement plan is incomplete or inappropriate.
	There has been a lack of progress toward the permanent plan.
	A concurrent plan has not been developed as required by Agency policy.
	Based on documentation provided, a current case plan was not made available to the Review Board.
<b>Adoption Delays</b>	Documentation of a thorough adoption assessment meeting the statutory requirements was not provided.
	A referral and/or staffing for adoption services has not been made for this child as required by agency policy.
	Child specific recruitment has not been conducted for an adoptive placement targeted to the individual needs of this child as required by statute.
<b>Agency Policy Violations</b>	The agency did not provide documentation of this child being visited by a member of the casework team each month as required by statute.
	The agency did not invite one or more interested parties to attend the review as required by Review Board regulation.
	The agency did not provide the required materials to the Review Board in advance as per agency policy.
	Documentation of a diligent search for one or more of the birth parents was not provided as per agency policy.
	One or more psychological evaluations were not provided as per agency policy and Review Board regulation.
	One or more interested parties did not receive three weeks advance notice of this foster care review as required by Review Board regulation.

# ENTERING FOSTER CARE



**3,171**

The South Carolina Department of Social Services reported that 3,171 children entered the foster care system between January 1, 2010 and December 31, 2010. 1,657 of these children returned home prior to being reviewed by local review boards, while 1,514 children were reviewed by local review boards.

The primary reasons reported for the 1,514 children reviewed entering foster care were neglect (48%), physical or sexual abuse (27%) and drug exposure (15%). The remaining 10% entered foster care due to abandonment, voluntary placement, dependency, or juvenile offense.

## REENTERING FOSTER CARE

**751**

Of the 3,171 children reported to have entered foster care in 2010, 24%, or 751, had at least one previous entry into foster care. Forty-four percent (44%) returned to foster care from the home of a parent; 44% from the home of a relative; and less than 5% returned to foster care from an adoptive home.

The Review Board defines any prior entry into foster care a reentry, regardless of the length of stay or time between foster care placements. The Department of Social Services and the federal government define reentries into foster care according to a specific time period between foster care placements (less than 12 months). The Review Board captures and reports on every entry into foster care because every out of home placement significantly impacts a child. For children who have been abused and neglected, the trauma of even one placement into a foster home or group home can have a negative impact on their overall development and jeopardize their ability to become healthy and well-adjusted adults. Coming in and out of foster care, or moving repeatedly from home to home, can be devastating for a child.

REENTRIES BY PREVIOUS LOCATION	2006 (24%)	2007 (26%)	2008 (25%)	2009 (20%)	2010 (24%)
PARENT	58%	45%	43%	32%	44%
RELATIVE	30%	42%	45%	49%	44%
NON-RELATIVE/OTHER	10%	9%	9%	14%	7%
ADOPTIVE HOME	3%	4%	3%	5%	5%



# LEAVING FOSTER CARE

**3,563**

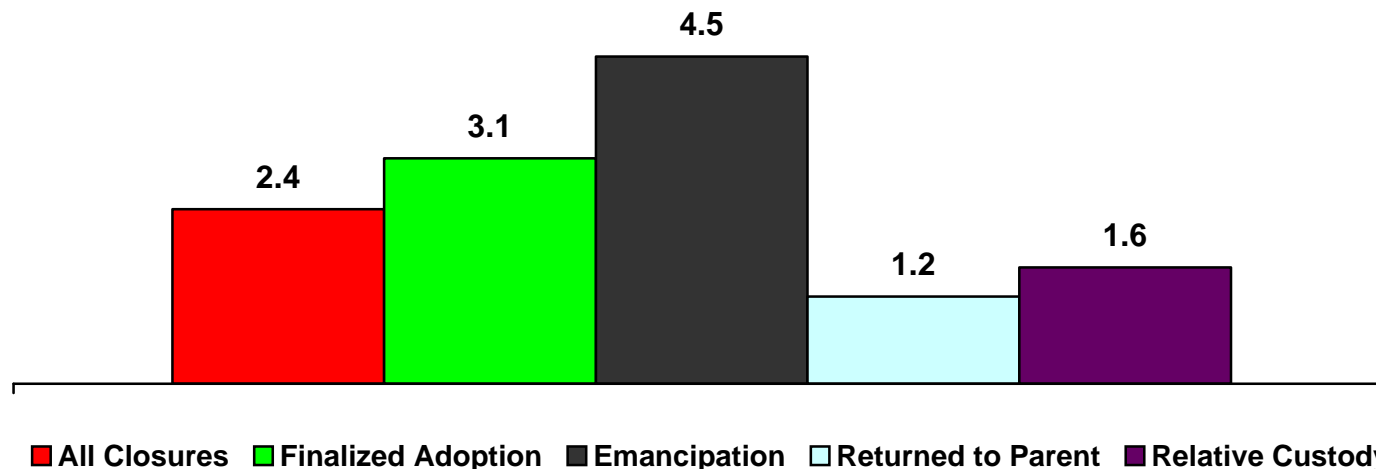
The Department of Social Services (DSS) reported that 3,563 children left the foster care system in 2010. Of the 3,563 children leaving foster care, local review boards reviewed 2,182 children prior to their leaving foster care. The remaining children left foster care prior to a case review.

Permanent, legal homes for children are defined as legal custody with a parent or a consummated adoption. In 2010, 66% of children reviewed left to the custody of a parent or had a finalized adoption. The following table summarizes data for all children leaving foster care in 2010.

INDICATOR	ALL CHILDREN	CHILDREN REVIEWED	CHILDREN NOT REVIEWED
CHILDREN LEAVING FOSTER CARE	3,563 (100%)	2,182 (61%)	1,381 (39%)

PERMANENCY OUTCOMES			
RETURNED TO PARENT	1,665 (47%)	839 (39%)	826 (60%)
FINALIZED ADOPTION	593 (17%)	593 (27%)	0 (0%)
OTHER OUTCOMES			
RELATIVE CUSTODY	852 (24%)	326 (15%)	526 (38%)
EMANCIPATED OR TURNED 18	407 (12%)	393 (18%)	14 (1%)
OTHER /NOT REPORTED	46 (1%)	31 (1%)	15 (1%)

## AVERAGE NUMBER OF YEARS BY CLOSURE REASON FOR CHILDREN REVIEWED





# REMAINING IN CARE

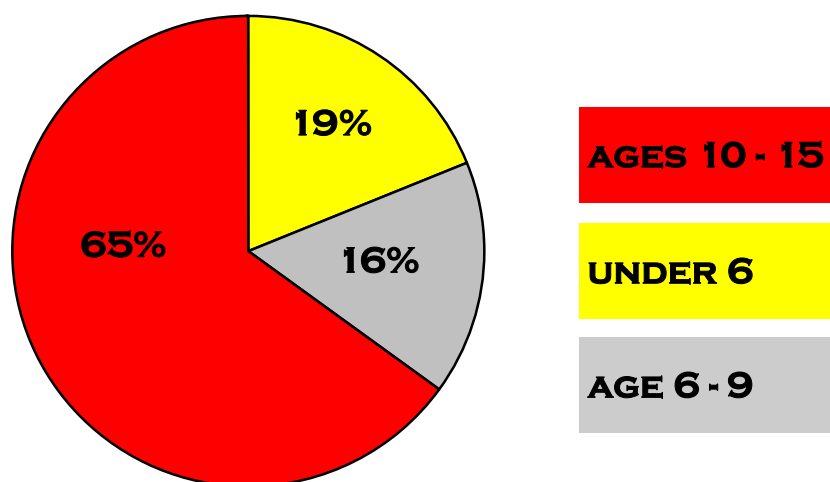
**2,096**

As of June 30, 2011, there were 4,126 children in foster care, as reported to the Review Board by the Department of Social Services. Of these, 51% (2,096 children) have been in the foster care system for 17 continuous months or longer for their most recent foster care entry.

## LEGALLY FREE:

Of these children remaining in care 17 months or longer, 39% (809) are currently legally free for adoption. The average length of time in care for these children is five years.

### CURRENT AGE AS OF JUNE 30, 2011



## NOT LEGALLY FREE:

Of children remaining in care 17 months or longer, 61% (1,287) are not legally free for adoption. The average length of time in care for these children is 2.8 years. Forty-six percent (46%) of those children have a plan of Termination of Parental Rights/Adoption and 34% have no current plan or a plan of Another Planned Permanent Living Arrangement at the most recent review.

NOT LEGALLY FREE	NUMBER	PERCENT
<b>AGENCY PLAN AT LAST REVIEW</b>	1,287	61%

Termination of Parental Rights/Adoption	588	46%
Another Planned Permanent Living Arrangement	331	26%
Reunification	224	17%
No Current Case Plan	103	8%
Relative Custody	41	3%

# ADOPTIONS

**593**

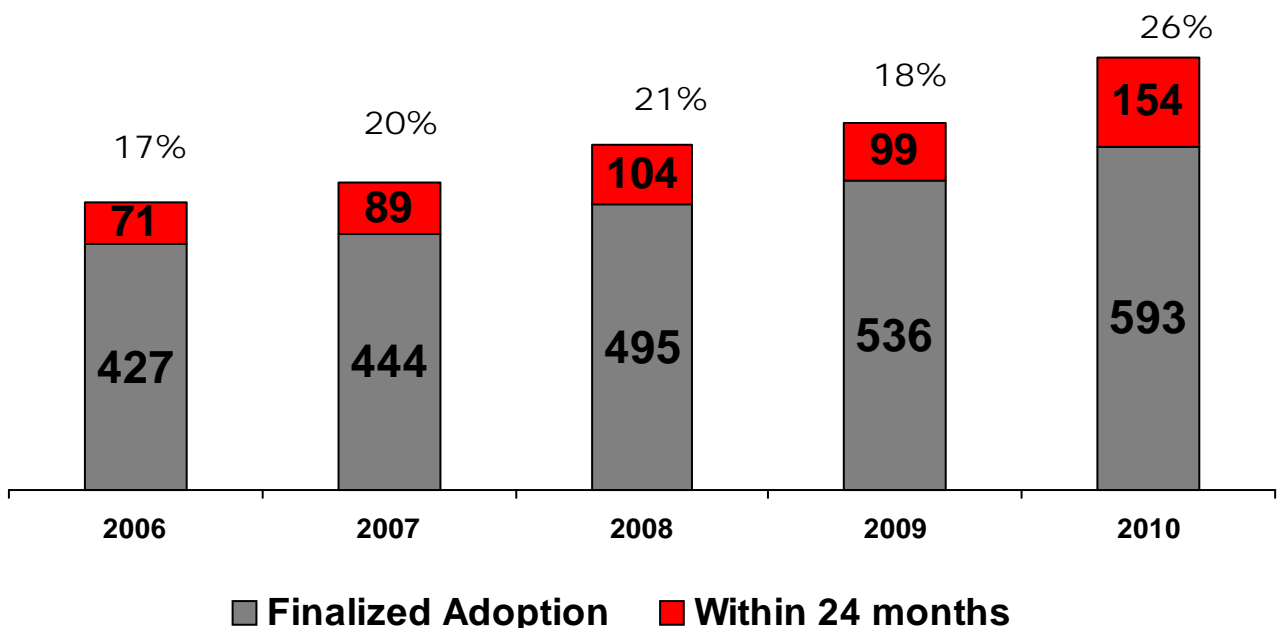
The Department of Social Services reported a record-number of finalized adoptions during calendar year 2010. Of the children who left foster care in 2010, 27% (593) had finalized adoptions, twenty-six percent (154) of these adoptions were completed within the federal standard of 24 months, an eight point percentage increase over 2009.

The average length of time a child spends in foster care before a finalized adoption also decreased slightly to an average of 38 months, or 3.1 years. This is 14 months longer than the federal standard of 24 months.

The average age at adoption was 6.3 years, and in 2010 adoptions were finalized for 50 children age 13 and older. Teen adoptions account for less than 10% of all finalized adoptions, while 20% of children in foster care who are legally free are 10 years of age or older. Positive permanency for this population of young people should be a priority for the child welfare system.



## FINALIZED NUMBER OF ADOPTIONS BY YEAR



# SC HEART GALLERY



*"A good snapshot stops a moment from running away."*

Eudora Welty (1909 - 2001)

A photograph captures a moment in time. For children in foster care who are waiting for adoption, a photograph can be the starting point to finding their forever family. A national network of Heart Galleries has embraced this singular mission of using the power of photography to build families for children lingering in foster care.

Since 2005, the South Carolina Heart Gallery has exhibited photographs of waiting children in public venues and online. Local artists have donated their time and talent to capture the spirit of each child, and exhibit space has been provided by restaurants, libraries, art galleries, churches, hospitals, and other businesses. Although 43% of featured children have found families, there is much more to be done.

Over 700 children in foster care in South Carolina are waiting for an adoptive family to be identified. For more information about the South Carolina Heart Gallery, please call 803-734-2595, or visit <http://www.scheartgallery.org>.

## 2010 STATISTICS:

102	CHILDREN PHOTOGRAPHED
172	PUBLIC EXHIBITS/MEDIA FEATURES
102,773	WEBSITE VISITORS
1,577	INQUIRIES RECEIVED FROM FAMILIES INTERESTED IN ADOPTING
36	CHILDREN MATCHED WITH FAMILIES



### **Heart Gallery Reception**

RB 5E Board Members Mary Long, Sandra Inabinet, and Laurie Parks; and Heart Gallery Program Assistant, Mary Smyrl



**Heart Gallery Photo Shoot Greenville, SC**  
Photographer Lori Langston





# OUTCOMES BY COUNTY

The following table compares 2010 Review Board data for South Carolina's 46 counties for children reviewed, children entering/reentering, children leaving care, and permanency outcomes. Permanency is defined as a child returned to a parent or having a finalized adoption. The majority of children who did not achieve permanency either turned 18 or were emancipated.

For children entering and leaving care, these numbers reflect all children reported to the Foster Care Review Board by the Department of Social Services. They include children that were reviewed and children that DSS reported leaving care prior to a review being held.

County	Reviews Held	Children Reviewed	# Entered FC	Re-Entered FC	# Left FC	Permanency Outcomes		Other Outcomes	
						% Returned to parent	% Adopted	% Relative Custody	% Other
<b>State Total</b>	<b>8,130</b>	<b>4,986</b>	<b>3,171</b>	<b>24% (751)</b>	<b>3,563</b>	<b>47%</b>	<b>17%</b>	<b>24%</b>	<b>12%</b>
Abbeville	48	29	21	0 (0%)	32	40% (13)	16% (5)	28% (9)	16% (5)
Aiken	195	121	80	25% (20)	110	39% (43)	31% (34)	17% (19)	13% (14)
Allendale	45	27	8	12% (1)	11	18% (2)	0 (0%)	46% (5)	36% (4)
Anderson	662	383	170	39% (67)	167	49% (81)	26% (44)	11% (18)	14% (24)
Bamberg	43	29	15	53% (8)	13	39% (5)	23% (3)	15% (2)	23% (3)
Barnwell	72	42	24	50% (12)	36	28% (10)	42% (15)	22% (8)	8% (3)
Beaufort	71	50	52	10% (5)	50	46% (23)	12% (6)	28% (14)	14% (7)
Berkeley	325	196	100	23% (23)	113	59% (66)	12% (14)	14% (16)	15% (17)
Calhoun	36	24	10	50% (5)	10	10% (1)	40% (4)	40% (4)	1% (1)
Charleston	762	472	243	32% (78)	288	35% (100)	22% (64)	24% (70)	19% (54)
Cherokee	145	84	64	28% (18)	56	36% (20)	9% (5)	43% (24)	12% (7)
Chester	37	23	19	16% (3)	28	61% (17)	11% (3)	11% (3)	17% (5)
Chesterfield	103	66	76	22% (17)	65	85% (55)	1% (1)	9% (6)	5% (3)
Clarendon	77	50	21	19% (4)	35	49% (17)	20% (7)	20% (7)	11% (4)
Colleton	77	48	36	25% (9)	24	83% (20)	0 (0%)	13% (3)	4% (1)
Darlington	185	118	70	37% (26)	71	54% (38)	11% (8)	22% (16)	13% (9)
Dillon	118	76	38	32% (12)	55	69% (38)	13% (7)	14% (8)	4% (2)
Dorchester	90	53	61	31% (19)	53	53% (28)	6% (3)	28% (15)	13% (7)
Edgefield	24	15	12	8% (1)	17	41% (7)	24% (4)	6% (1)	29% (5)



# OUTCOMES BY COUNTY



County	Reviews Held	Children Reviewed	# Entered FC	Re-Entered FC	# Left FC	Permanency Outcomes		Other Outcomes	
						% Returned to parent	% Adopted	% Relative Custody	% Other
<b>State Total</b>	<b>8,130</b>	<b>4,986</b>	<b>3,171</b>	<b>24% (751)</b>	<b>3,563</b>	<b>47%</b>	<b>17%</b>	<b>24%</b>	<b>12%</b>
Fairfield	29	16	7	14% (1)	6	17% (1)	33% (2)	50% (3)	0 (0%)
Florence	288	188	90	34% (31)	109	60% (65)	16% (18)	12% (13)	12% (13)
Georgetown	60	36	24	33% (8)	23	39% (9)	35% (8)	13% (3)	13% (3)
Greenville	825	526	343	14% (47)	417	43% (178)	20% (83)	26% (109)	11% (47)
Greenwood	29	17	18	11% (2)	26	38% (10)	23% (6)	27% (7)	12% (3)
Hampton	41	24	12	42% (5)	17	18% (3)	18% (3)	41% (7)	23% (4)
Horry	486	306	162	32% (52)	239	47% (112)	17% (40)	24% (58)	12% (29)
Jasper	30	17	10	30% (3)	13	31% (4)	8% (1)	46% (6)	15% (2)
Kershaw	122	75	40	30% (12)	44	39% (17)	20% (9)	30% (13)	11% (5)
Lancaster	116	74	49	41% (20)	60	57% (34)	7% (4)	21% (13)	15% (9)
Laurens	111	71	66	4% (3)	67	55% (37)	12% (8)	27% (18)	6% (4)
Lee	57	33	14	0 (0%)	25	56% (14)	28% (8)	0 (0%)	16% (4)
Lexington	398	246	183	20% (36)	177	45% (80)	20% (36)	27% (48)	8% (13)
Marion	113	71	62	29% (18)	59	41% (24)	12% (7)	35% (21)	12% (7)
Marlboro	72	45	25	12% (3)	29	35% (10)	3% (1)	52% (15)	10% (3)
McCormick	7	6	3	33% (1)	5	20% (1)	80% (4)	0 (0%)	0 (0%)
Newberry	103	60	42	14% (6)	20	65% (13)	0 (0%)	20% (4)	15% (3)
Oconee	150	88	36	19% (7)	50	28% (14)	42% (21)	18% (9)	12% (6)
Orangeburg	149	90	70	17% (12)	67	45% (30)	18% (12)	25% (17)	12% (8)
Pickens	322	208	153	25% (38)	126	47% (59)	10% (13)	29% (36)	14% (18)
Richland	496	287	283	18% (50)	315	53% (168)	3% (8)	29% (93)	15% (46)
Saluda	15	9	9	22% (2)	8	75% (6)	0 (0%)	25% (2)	0 (0%)
Spartanburg	489	293	176	14% (25)	205	41% (84)	18% (37)	27% (55)	14% (29)
Sumter	111	67	33	9% (3)	50	56% (28)	22% (11)	18% (9)	4% (2)
Union	100	57	29	41% (12)	25	44% (11)	12% (3)	36% (9)	8% (2)
Williamsburg	81	43	6	0 (0%)	19	21% (4)	32% (6)	32% (6)	15% (3)
York	215	127	106	24% (26)	128	49% (63)	13% (17)	22% (28)	16% (20)



# BARRIERS BY COUNTY

The Foster Care Review Board is statutorily mandated to report on deficiencies in the child welfare system. One tool for measuring deficiencies are areas of concern, defined as violations of law and/or policy, that are identified during the review of a child's case. In 2010, the Review Board analyzed data collected for areas of concern and determined that nearly half of the individual areas of concern reported each represented less than 1% of all areas of concern. The definitions and categories for all areas of concern were reduced to more accurately capture those deficiencies that directly impact permanency outcomes for children in foster care.

The following table summarizes data collected during reviews held in calendar year 2010. The data compares individual counties and not previous year's data.

County	Total Areas of Concern	Case Plan Barriers	Agency Policy Violations	Legal Barriers	Hearings Not Held	Hearings Not Held Timely	Adoption Service Delays
<b>State Total</b>	<b>12,153</b>	<b>41% (4,979)</b>	<b>23% (2,747)</b>	<b>15% (1,832)</b>	<b>6% (751)</b>	<b>9% (1,148)</b>	<b>6% (696)</b>
Abbeville	131	38% (49)	15% (20)	21% (28)	7% (9)	6% (8)	13% (17)
Aiken	265	49% (129)	27% (71)	9% (23)	1% (2)	6% (17)	8% (23)
Allendale	58	31% (18)	32% (19)	14% (8)	0 (0%)	2% (1)	21% (12)
Anderson	1,458	47% (687)	25% (361)	12% (173)	9% (124)	4% (63)	3% (50)
Bamberg	70	46% (32)	37% (26)	6% (4)	1% (1)	4% (3)	6% (4)
Barnwell	71	41% (29)	27% (19)	17% (12)	1% (1)	7% (5)	7% (5)
Beaufort	116	51% (59)	22% (26)	15% (17)	0 (0%)	3% (4)	9% (10)
Berkeley	344	30% (104)	17% (60)	9% (31)	13% (44)	24% (81)	7% (24)
Calhoun	38	32% (12)	18% (7)	13% (5)	26% (10)	11% (4)	0 (0%)
Charleston	1,239	29% (355)	21% (265)	24% (293)	5% (64)	14% (169)	7% (93)
Cherokee	351	51% (178)	25% (88)	16% (54)	2% (8)	5% (18)	1% (5)
Chester	15	53% (8)	27% (4)	13% (2)	0 (0%)	7% (1)	0 (0%)
Chesterfield	190	38% (73)	26% (49)	17% (32)	9% (17)	6% (12)	4% (7)
Clarendon	137	43% (59)	17% (23)	18% (24)	5% (7)	16% (22)	1% (2)
Colleton	78	47% (39)	10% (8)	8% (6)	26% (20)	6% (5)	3% (2)
Darlington	117	18% (21)	28% (33)	26% (31)	17% (20)	8% (9)	3% (3)
Dillon	80	44% (35)	26% (21)	9% (7)	1% (1)	13% (10)	7% (6)
Dorchester	186	46% (85)	29% (53)	6% (12)	4% (8)	9% (16)	6% (12)
Edgefield	31	49% (15)	32% (10)	16% (5)	0 (0%)	0 (0%)	3% (1)

# BARRIERS BY COUNTY



County	Total Areas of Concern	Case Plan Barriers	Agency Policy Violations	Legal Barriers	Hearings Not Held	Hearings Not Held Timely	Adoption Service Delays
<b>State Total</b>	<b>12,153</b>	<b>41% (4,979)</b>	<b>23% (2,747)</b>	<b>15% (1,832)</b>	<b>6% (751)</b>	<b>9% (1,148)</b>	<b>6% (696)</b>
Fairfield	19	48% (9)	26% (5)	21% (4)	5% (1)	0% (0)	0% (0)
Florence	353	41% (145)	33% (118)	15% (51)	1% (5)	6% (20)	4% (14)
Georgetown	75	59% (44)	25% (19)	1% (1)	5% (4)	7% (5)	3% (2)
Greenville	1,579	37% (582)	18% (293)	18% (288)	9% (137)	13% (203)	5% (76)
Greenwood	47	49% (23)	8% (4)	13% (6)	13% (6)	6% (3)	11% (5)
Hampton	53	22% (12)	34% (18)	34% (18)	4% (2)	4% (2)	2% (1)
Horry	632	51% (324)	25% (158)	9% (59)	1% (7)	5% (30)	9% (54)
Jasper	22	41% (9)	46% (10)	4% (1)	0% (0)	0% (0)	9% (2)
Kershaw	212	51% (108)	26% (54)	12% (26)	4% (8)	3% (7)	4% (9)
Lancaster	55	11% (6)	36% (20)	40% (22)	0% (0)	6% (3)	7% (4)
Laurens	216	40% (87)	18% (38)	12% (26)	6% (14)	13% (27)	11% (24)
Lee	20	25% (5)	60% (12)	5% (1)	0% (0)	0% (0)	10% (2)
Lexington	891	43% (382)	25% (223)	6% (59)	8% (72)	9% (78)	9% (77)
Marion	100	64% (64)	17% (17)	6% (6)	0% (0)	7% (7)	6% (6)
Marlboro	102	63% (63)	20% (20)	9% (9)	0% (0)	3% (3)	7% (7)
McCormick	4	25% (1)	50% (2)	0% (0)	0% (0)	0% (0)	25% (1)
Newberry	309	42% (131)	17% (53)	14% (44)	8% (23)	9% (28)	10% (30)
Oconee	217	42% (92)	10% (22)	20% (43)	16% (35)	7% (14)	5% (11)
Orangeburg	130	29% (38)	18% (23)	12% (16)	16% (21)	23% (30)	2% (2)
Pickens	450	51% (231)	15% (65)	10% (46)	6% (27)	13% (60)	5% (21)
Richland	569	36% (204)	22% (126)	23% (129)	4% (26)	10% (55)	5% (29)
Saluda	48	52% (25)	27% (13)	13% (6)	0% (0)	2% (1)	6% (3)
Spartanburg	645	45% (292)	22% (144)	15% (94)	4% (23)	10% (64)	4% (28)
Sumter	53	32% (17)	57% (30)	6% (3)	2% (1)	0% (0)	3% (2)
Union	109	28% (31)	23% (25)	15% (16)	3% (3)	29% (32)	2% (2)
Williamsburg	55	40% (22)	20% (11)	33% (18)	0% (0)	7% (4)	0% (0)
York	213	22% (47)	29% (61)	34% (73)	0% (0)	11% (24)	4% (8)

# 2010 AWARDS



*The State Board of Directors selects a Review Board and Review Board Member of the Year annually. Community partners, staff and review board members nominate boards and individual review board members. The Professional Development and Awards Committee of the State Board reviews all nominations and makes recommendations to the State Board.*

Local Review Board **6A, Chester, Fairfield and Lancaster** Counties, was named the 2010 Review Board of the Year. Members of Review Board 6A, **Gwen Brown, Vicki Hinson, Doris Hood and Herman Young**, donated over 210 volunteers hours in service to children in foster care in their communities.

**REVIEW BOARD 6A**  
**REVIEW BOARD**  
**OF THE YEAR**

The nomination included letters of support from the Department of Social Services and letters of appreciation from children in foster care. The following are some of the highlights of the Board's activities:

- Organized and sponsored a five-course meal at the country club for foster youth to practice etiquette skills
- Paid for four children to attend camp in North Carolina
- Wrote notes of encouragement and congratulations to children
- Met with a Family Court Judge to discuss the role of the Review Board
- Attended court to advocate for children
- Provided food and drinks for a Heart Gallery Photo Shoot



**The Honorable Thomas Sprott, Jr.; Fairfield County Program Director Barbara Price; RB Coordinator Kate Bozik; Review Board members Herman Young, Vicki Hinson and Doris Hood; and State Board member Jo Hecker.**

# 2010 AWARDS




## BRENDA LIPE HEATHER PURTLE REVIEW BOARD MEMBERS OF THE YEAR

**Brenda Lipe** and **Heather Purtle**, of **Greenville** Review Boards 13B and 13D respectively, were named co-recipients of the 2010 Review Board Member of the Year Award. Ms. Lipe and Ms. Purtle were such strong candidates that the State Board chose to recognize both women for their service to children in foster care.

As is evident by some of their accomplishments noted below, these ladies have made a difference in the lives of children and their community.

- Solicited and organized donations, and recruited volunteers for a day of fun activities and food for all children in foster care in Greenville County
- Routinely attended Greenville Delegation meetings, at which a compelling presentation to the Delegation resulted in an article in the newspaper
- Shopped for Christmas gifts for children in foster care
- Helped organize an appreciation breakfast for the Department of Social Services' staff
- Participated and provided snacks at multiple Heart Gallery Photo Shoots
- Educated others about the Heart Gallery, resulting in a young family member providing treat bags and notes of encouragement to all children photographed
- Provided a venue for Heart Gallery exhibits for the past several years
- Purchased shoes for children in foster care through Greenville's "Shoe Night"



**Heather Purtle, Review Board 13D, Brenda Lipe; Review Board 13B; and Senator Mike Fair, Greenville**



# 2010 IN PICTURES



Greenville County Review Boards' Fun Day Service Project



Richland County Review Boards' Child Care Project for Foster Parent Association Meetings

*"In every child who is born, under no matter what circumstances, and of no matter what parents, the potential of the human race is born again."*

James Agee  
(1909 - 1955)



Jo Hecker, Review Board 5B; Dee Stogdill, Review Board 11B; and Eartha Fuller, Review Board 1A  
Heart Gallery Photo Shoot, Lace House, Columbia



Brenda Lipe, Review Board 13B  
Heart Gallery Photo Shoot, Greenville Zoo

# Children's Foster Care Review Board

## State Board and Review Board Staff

### STATE BOARD OF DIRECTORS

5th Congressional District, Cherokee County

1st Congressional District, Berkeley County

2nd Congressional District, Richland County

3rd Congressional District

4th Congressional District, Spartanburg County

6th Congressional District

Member-at-Large, Greenville County

Martha (Sissy) Brock, Chairperson

Charles (Chuck) Koches

Jo Hecker

*Vacant*

Monica Hill

*Vacant*

Vernon McCurry

### STATE OFFICE STAFF

Interim Director/General Counsel

Program Director

Research and Planning/Business Manager

Program Supervisors

Review Board Coordinators

Michelle Dhunjishah

Beth M. Green

Lisa S. Vosburgh

Robin Campbell

Stephen Clyburn

Kathryn Bozik

Doretta Crosson-Irby

Shirel Frazier

Anne Maertens

Robin Redding

Toyia Scott

Stephanie Spink

Michelle White

Millie Qualls

Mary Smyrl

Eden Hendrick

DeLinda Smith

Heather Valentine

Heart Gallery Coordinator

Heart Gallery Program Assistant

Staff Attorney

Administrative Assistants

---

This report was prepared by the Children's Foster Care Review Board, South Carolina Governor's Office. For additional information please contact Lisa S. Vosburgh, Data and Research Administrator, at the address listed on the back cover, telephone (803) 734-0217; email: [lvosburgh@oepp.sc.gov](mailto:lvosburgh@oepp.sc.gov); or Web: [www.oepp.sc.gov/fcrb](http://www.oepp.sc.gov/fcrb).

# South Carolina Children's Foster Care Review Board

## Mailing Address

1205 Pendleton Street, Suite 436  
Columbia, South Carolina 29201

E-mail: [fcrb@oepp.sc.gov](mailto:fcrb@oepp.sc.gov)

Phone: (803) 734-0480

Fax: (803) 734-1223

Website: [www.oepp.sc.gov/fcrb/](http://www.oepp.sc.gov/fcrb/)



## State of South Carolina Office of the Governor

**NIKKI R. HALEY**  
GOVERNOR

**OFFICE OF EXECUTIVE  
POLICY AND PROGRAMS**